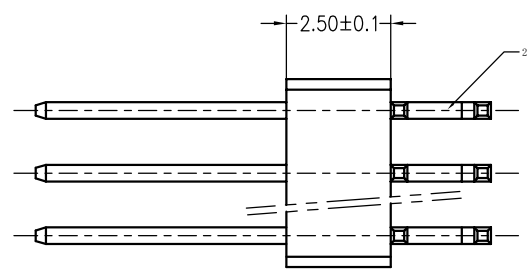
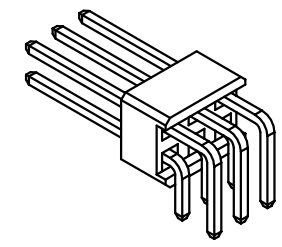
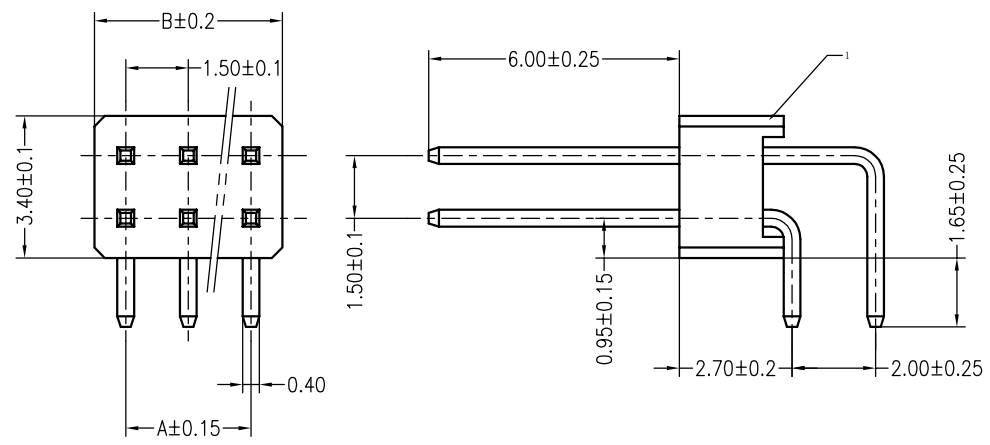
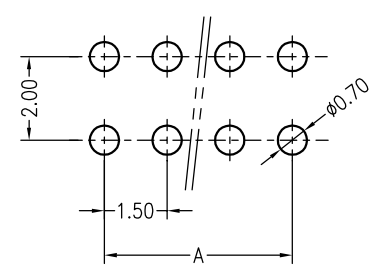


REV	ECN No.	DESCRIPTION	DESIGN	DATE
A0	-	Release	-	2018.06.11



PIN.	DIM A	DIM B
2*2	1.50	3.00
2*3	3.00	4.50
2*4	4.50	6.00
2*5	6.00	7.50
2*6	7.50	9.00
2*7	9.00	10.50
2*8	10.50	12.00

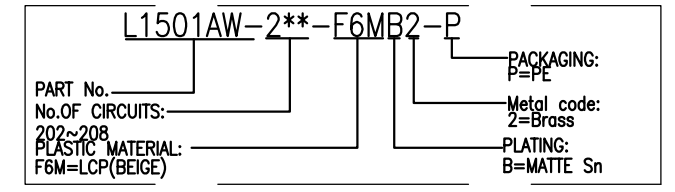
PCB LAYOUT



主要技术参数 Main Specifications

- 线 数 (Poles): 04 to 16
- 接触电阻 (Contact resistance): $\leq 30m\Omega$
- 绝缘电阻 (Insulation resistance): $\geq 500M\Omega$
- 额定电压 (Rated voltage): 250V AC DC
- 额定电流 (Rated current): 1.0A AC DC
- 耐 电 压 (Withstand Voltage): 500V AC/minute
- 温度范围 (Temperature Range): $-40^{\circ}C \sim +110^{\circ}C$

ORDER INFORMATION:



ITEM	COMPONENT	Q'TY	MATERIAL	FINISH
C				
B	CONTACT	4~16 PCS	Brass	MATTE Sn-plated
A	HOUSING	1 PCS	LCP	UL 94V-0, COLOR:BEIGE

JKUN 温州健坤接插件有限公司 WENZHOU JKUN CONNECTOR CO., LTD.			TITLE: -	
X.±0.5	X.±5'	USE: CUSTOMER	PART NO.:	
.X±0.3	.X±2'		L1501AW-2**-F6MB2-P	
.XX±0.25	.XX±1'	APPD: 谭龙清	DWG NO.:	
--	--	CHKD: 田峰	JKUN-GCCP-1173	
⊕	◁	UNITS: mm	DR: 蒋建银	SCALE: 1:1
				SHEET: 1/1